




Equalizer

Dual-Channel 31-Band

EQ-9231

Features

- Dual Channel
- 31-Band 1/3-Octave Equalizer (ISO Standard Centers)
- ± 12 dB Boost/Cut per Band
- Slider EQ Level Controls
- Wide Frequency Response (20Hz to 20kHz) and Low Distortion (<0.01%)
- Selectable 40Hz Low-Cut Filter
- EQ Bypass Switch
- Balanced XLR or Unbalanced 1/4" Phone I/O Connection
- Rack Mount (2RU)



Description

The dual-channel EQ-9231 equalizer is designed for permanent installation in commercial and professional sound reinforcement applications. It features balanced line level inputs and a choice of balanced and unbalanced line outputs. Slider controls allow accurate boost/cut band settings of ± 12 dB, and a switchable 40Hz low-cut filter eliminates subsonic rumble and protects against excessive low-frequencies. Input and output connections are made by three-pin XLR or 1/4" phone connectors. A ground-lift switch is provided to isolate signal ground.

A front-panel EQ bypass switch (or lack of AC power) will bypass the equalization circuitry. The EQ-9231 is packaged in a low-profile double rack-height enclosure. The unit is powered by 100-120 or 220-240VAC@50/60Hz.

Technical Specifications

ELECTRICAL	EQ-9231
Frequency Response	20Hz - 20kHz (± 1 dB)
THD	< 0.01%
Signal-to-Noise Ratio	> 85dB
Number of Channels	2
Equalizer Level	+/-12dB
Input Sensitivity / XLR Type	1.0V / 10 Ω Balanced
1/4" Phone	1.0V / 10k Ω Balanced
Equalizer Frequency Centers	20, 25, 32, 40, 50, 63, 80, 100, 125, 160, 200, 250, 315, 400, 500, 630, 800, 1k, 1.25k, 1.6k, 2k, 2.5k, 3.15k, 4k, 5k, 6.3k, 8k, 10k, 12.5k, 16k, 20kHz
Output Level XLR	1.0V/120 Ω Balanced
1/4" Phone	1000mV/60 Ω Unbalanced
Low Cut Filter	40Hz
GENERAL	
Power Source - AC	100-120VAC or 220-240VAC 50/60Hz
Power Consumption	20W
Power Switch	Push-On Push-Off with Integral Power LED
Weight	8.8lbs.
	5.0kg
Dimensions (W x H x D)	19" x 3.5" x 11"
	482mm x 88mm x 280mm

EQ-9231 Architects and Engineers Specifications

The equalizer shall provide dual channel 31-band active equalization on standard ISO center frequencies (20, 25, 32, 40, 50, 63, 80, 100, 125, 160, 200, 250, 315, 400, 500, 630, 800, 1k, 1.25k, 1.6k, 2k, 2.5k, 3.15k, 4k, 5k, 6.3k, 8k, 10k, 12.5k, 16k, 20kHz). Each band shall provide 12dB boost or cut at the specified frequency. Inputs and outputs shall be line level, and inputs shall be balanced, with three-pin XLR or 1/4" phone jacks provided. Both balanced (XLR) or unbalanced (1/4" phone) outputs shall be provided.

Low-cut (40Hz) filter and EQ bypass functions shall be front-panel switch selectable. An automatic signal bypass circuit shall be incorporated in case of unit shutdown. A ground-lift switch (frame or float) shall be provided to separate signal ground from chassis ground.

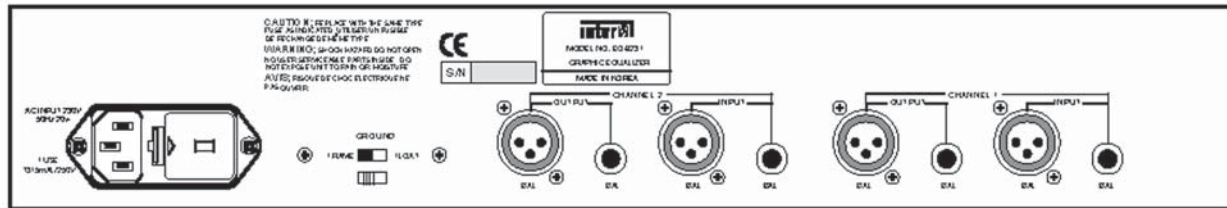
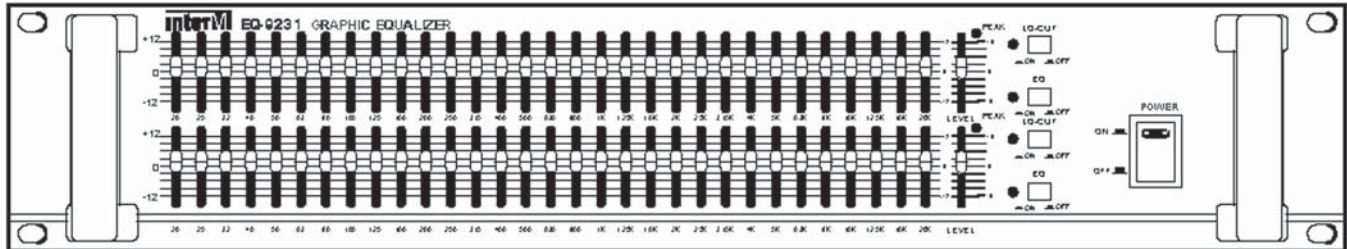
The equalizer shall meet the following performance criteria:

Frequency response shall be from 20Hz to 20kHz ± 1 dB; total harmonic distortion shall be less than 0.01%; and signal-to-noise ratio shall exceed 85 dB. Input sensitivity and impedance shall be 1V@10k Ω .

The equalizer shall measure 19"(482mm) wide x 3.5"(88mm) high x 11"(280mm) deep and incorporate provisions for 19" rack mounting. The power source shall be switch-selectable between 100-120 or 220-240VAC@50/60Hz. The power shall be controlled from a front-panel mounted push on/push off switch with an integral power indicator LED.

The equalizer shall be an Inter-M model EQ-9231.

EQ-9231 Front and Rear Views



Inter-M Americas, Inc. • 1 E. Beacon Light Lane • Chester, PA 19013
 Tel: 610-874-8870 • Fax: 610-874-8890 • E-mail: info@inter-m.net
 Website: www.inter-m.net

Inter-M Corp. (Korea) • 653-5 Banghak-Dong • Dobong-Ku • Seoul • Korea
 Tel: 82-2-2289-8140~8 • Fax: 82-2-2289-8149 • E-mail: export@inter-m.com
 Website: www.inter-m.com